





William K. Sanford Town Library 629 Albany Shaker Rd. Loudonville, NY 12211 (518) 458-9274


Instructions for downloading ebooks to Ipad/iphone

Get the App:

1. Find OverDrive, Inc. app in App store and download App onto your device. Important: make sure that you register for the OverDrive account (or sign in with your library card) to initially set up the App.

Searching for and downloading ebooks:

1. Open your OverDrive App and tap  in the upper left corner, then tap "+ Add a Library." Search for Colonie, select Upper Hudson Library System, then enter the digital catalog. Tap "Sign In" in the upper right corner and enter your library card number. You can search for titles by entering a title/keyword in the white search box, or browse by category. Make sure that you choose .epub format.
2. When you have found an .epub format title that says "Available" at the top, tap on the cover, then tap "Borrow for 21 Days." If the title says "Wait List" on top, you may choose to place a hold on the title by tapping on the cover, then tapping "Place a Hold." You can reserve the title by supplying an email address. You will be notified by email when the title is available.
3. After you have checked out the item by tapping "Borrow for 21 Days," you can tap  "Go to Checkouts," then "Download, or Add to App." You will then get a dropdown menu where you can tap the box next to EPUB Ebook to create a green checkmark. You then tap "Confirm & Download." You can now tap , then Bookshelf to begin reading your ebook.
4. Renewals can be processed 72 hours before the expiration. Go to Account and tap "Renew" under the title. If there is a wait list, it will say "Request again."
5. You have the option of returning a book early. You can go into your OverDrive App, tap , tap Bookshelf and press and hold over book cover, then tap "Return."

Note: Keep in mind that your browsing and checkouts can be done using a regular computer by visiting digitalcollection.uhls.org (just don't hit download). After your items have been checked out, you can then go into your device, open the OverDrive App, tap , tap "Upper Hudson Library System," tap "Account", sign in with your library card number, find the titles in your Bookshelf, then tap on the book cover and follow above instructions for #3.

Questions? Call the library at 458-9274 and ask for Peggy, or email me at peggy@colonielibrary.org