






William K. Sanford Town Library 629 Albany Shaker Rd. Loudonville, NY 12211 (518) 458-9274



## Instructions for downloading ebooks/audiobooks to Ipad/iphone

### Get the App:

Find OverDrive, Inc. app in App store and download App onto your device. Important: make sure that you register for the OverDrive account (or sign in with your library card) to initially set up the App. You will also be prompted to add a library. When prompted, search for Colonie, then add Upper Hudson Library System to your list of library systems.

### Searching for and downloading ebooks/audiobooks:

1. Open your OverDrive App and tap  in the upper left corner. Tap Upper Hudson Library System to enter the digital catalog. Tap "Sign In" in the upper right corner and enter your library card number. You can search for titles by entering a title/keyword in the white search box, or browse by category.
2. When you have found an item that says "Available" at the top, tap on the cover, then tap "Borrow" under the cover. If the title says "Wait List" on top, you may choose to place a hold on the title by then tapping "Place a Hold" under the cover. You can reserve the title by supplying an email address. You will be notified by email when the title is available. At that time the item will be automatically borrowed to you.
3. After you have borrowed the item, you can tap "Loans" or  symbol in the upper right, then "Download" next to item's cover (Download .epub ebook or Download .mp3 audiobook). You can now tap , then Bookshelf to begin reading/listening to your ebook/audiobook.
4. Renewals can be processed 72 hours before the expiration. Go to  and tap "Request again" under the title. You will be notified via email when it your turn for the item again.
5. You have the option of returning a book early. You can go into your OverDrive App, tap , tap Bookshelf, press and hold over book cover, then tap "Return to Library."

Note: Keep in mind that your browsing and checkouts can be done using a regular computer by visiting [uhls.overdrive.com](http://uhls.overdrive.com) (just don't hit download). After your items have been borrowed, you can then go into your device, open the OverDrive App, tap , tap "Upper Hudson Library System," tap , sign in with your library card number, find the titles in your Bookshelf and follow above instructions for #3.

Questions? Call the library at (518)810-0311 and ask for Peggy, or email me at [peggy@colonielibrary.org](mailto:peggy@colonielibrary.org)